

Introductory sub-table (I)(a)

Name of the Company: Olympic Oil Industries Limited

Scrip Code, Name of the scrip, class of security: 507609, OLYOI, Equity

Quarter ended: 31st December, 2013

Partly paid-up shares:-	No. of partly paid-up shares	As a % of total no. of partly paid-up shares		As a % of total no. of shares of the company	
Held by promoter/promoter group	Nil	Nil	Nil	Nil	Nil
Held by public	Nil	Nil	Nil	Nil	Nil
<b>Total - D</b>	<b>0</b>	<b>Nil</b>	<b>Nil</b>	<b>Nil</b>	<b>Nil</b>
<b>Outstanding convertible securities:- No. of outstanding securities</b>					
		As a % of total no. of outstanding convertible securities		As a % of total no. of shares of the company, assuming full conversion of the convertible securities	
Held by promoter/promoter group	Nil	Nil	Nil	Nil	Nil
Held by public	Nil	Nil	Nil	Nil	Nil
<b>Total - E</b>	<b>0</b>	<b>Nil</b>	<b>Nil</b>	<b>0</b>	<b>0</b>
<b>Warrants:-</b>					
	No. of warrants	As a % of total no. of warrants		As a % of total no. of shares of the company, assuming full conversion of warrants	
Held by promoter/promoter group	Nil	Nil	Nil	Nil	Nil
Held by public	0	100%			
<b>Total - F</b>	<b>0</b>	<b>Nil</b>		<b>0.00</b>	
<b>Total paid-up capital of the company, assuming full conversion of warrants and convertible securities (Grand Total (A+B+C)+ D+E+F )</b>					
	<b>2854000</b>			<b>100</b>	




**Statement Showing Shareholding Pattern**

**Table (I)(a)**

Category Shareholder code	Category of Shareholder	Number of Shareholders	Total number of shares	Number of shares held in dematerialized form	Total shareholding as a percentage of total number of shares		Shares Pledged or otherwise encumbered	As a percentage encumbered
					As a percentage of(A+B) <sup>1</sup> (VI)	As a percentage of (A+B+C) (VII)		
(I)	(II)	(III)	(IV)	(V)	(VI)	(VII)	(VIII)	(IX) = (VIII)/(IV)*100
(A)	Shareholding of Promoter and 1 Indian							
(a)	Individuals/ Hindu Undivided Family							
(b)	Central Government/ State Government(s)	7	548660	542060	19.22	19.22	0	0.00
(c)	Bodies Corporate	0	0	0	0.00	0.00	0	0.00
(d)	Financial Institutions/ Banks	0	0	0	0.00	0.00	0	0.00
(e)	Any Others(Specify)	0	0	0	0.00	0.00		0.00
(e-i)								
(e-ii)								
	<b>Sub Total(A)(I)</b>	7	548660	542060	19.22	19.22	0	0.00



<b>2</b>	<b>Foreign</b>																		
a	Individuals (Non-Residents Individuals/ Foreign Individuals)	0	0	0	0	0.00	0.00	0	0.00										
b	Bodies Corporate	0	0	0	0	0.00	0.00	0	0.00										
c	Institutions	0	0	0	0	0.00	0.00	0	0.00										
d	Any Others(Specify)	0	0	0	0	0.00	0.00	0	0.00										
d-i						0.00	0.00		0.00										
d-ii						0.00	0.00		0.00										
	<b>Sub Total(A)(2)</b>	<b>0</b>	<b>0</b>	<b>0</b>	<b>0</b>	<b>0.00</b>	<b>0.00</b>	<b>0</b>	<b>0.00</b>										<b>0.00</b>
	<b>Total Shareholding of Promoter and</b>	<b>7</b>	<b>548660</b>	<b>542060</b>	<b>19.22</b>	<b>19.22</b>	<b>19.22</b>	<b>0</b>	<b>0.00</b>										<b>0.00</b>
<b>(B)</b>	<b>Public shareholding</b>																		
<b>1</b>	<b>Institutions</b>																		
(a)	Mutual Funds/ UTI	0	0	0	0	0.00	0.00		0.00										
(b)	Financial Institutions / Banks	0	0	0	0	0.00	0.00		0.00										
(c)	Central Government/ State Government(s)	0	0	0	0	0.00	0.00		0.00										
(d)	Venture Capital Funds	0	0	0	0	0.00	0.00		0.00										
(e)	Insurance Companies	0	0	0	0	0.00	0.00		0.00										
(f)	Foreign Institutional Investors	0	0	0	0	0.00	0.00		0.00										
(g)	Foreign Venture Capital Investors	0	0	0	0	0.00	0.00		0.00										
(h)	Any Other (specify)	0	0	0	0	0.00	0.00		0.00										
(h-i)						0.00	0.00		0.00										
(h-ii)						0.00	0.00		0.00										
	<b>Sub-Total (B)(1)</b>	<b>0</b>	<b>0</b>	<b>0</b>	<b>0.00</b>	<b>0.00</b>	<b>0.00</b>	<b>0</b>	<b>0.00</b>										



B 2		Non-institutions																
(a)	Bodies Corporate		5	311850	311850		10.93	10.93										
(b)	Individuals						0.00	0.00										
I	Individuals -i. Individual shareholders holding nominal share capital up to Rs 1 lakh		308	160820	26600		5.63	5.63										
II	ii. Individual shareholders holding nominal share capital in excess of Rs. 1 lakh.																	
(c)	Any Other (specify)		35	1832670	1675520		64.21	64.21										
(c-i)	NRI's		0	0	0		0.00	0.00										
(c-ii)							0.00	0.00										
	Sub-Total (B)(2)		348	2305340	2013970		80.78	80.78										
(B)	Total Public Shareholding (B)= (B)(1)+(B)(2)		348	2305340	2013970		80.78	80.78										
	TOTAL (A)+(B)		355	2854000	2556030		100.00	100.00										
(C)	Shares held by Custodians and against which Depository Receipts have been issued																	
1	Promoter and Promoter Group		0	0	0		0.00	0.00										0.00
2	Public						0.00	0.00										
	Sub-Total (C)		0	0	0			0										
	GRAND TOTAL (A)+(B)+(C)		355	2854000	2556030		100.00	100.00										0.00



(1)(b) Statement showing holding of securities (including shares, warrants, convertible securities) of persons belonging to the category "Promoter and Promoter Group"

Sr. No.	Name of the shareholder	Total shares held		Shares pledged or otherwise encumbered		As a % of grand total (A)+(B)+(C) of sub-clause (1)(a) (VII)
		Number of shares	As a % of grand total (A)+(B)+(C)	Number	As a percentage (VI)=(V)/(III)*100	
(I)	(II)	(III)	(IV)	(V)	(VI)=(V)/(III)*100	(VII)
1	Sunil Verma	280220	9.82	0	0.00	0.00
2	Nilima U Desai	36100	1.26	0	0.00	0.00
3	Uday Jayant Desai	191640	6.71	0	0.00	0.00
4	Sujay U Desai	40700	1.43	0	0.00	0.00
5			0.00			
6			0.00			
7			0.00			
8			0.00			
9			0.00			
10			0.00			
11			0.00			
<b>TOTAL</b>		<b>548660</b>	<b>19.22</b>	<b>0</b>	<b>0.00</b>	<b>0.00</b>



Sr.No	Notes
1	
2	
3	
4	
5	
6	
7	
8	
9	


(D)(c) Statement showing holding of securities (including shares, warrants, convertible securities ) belonging to the category "Public" and holding more than 1% of the total number of shares

Sr. No.	Name of the shareholder	Number of shares	Shares as a percentage of total number of shares {i.e., Grand Total (A)+(B)+(C) indicated in Statement at para (D)(a) above}
1	Aditi Malaviya	30000	1.05
2	Ajay Mehrotra	69000	2.42
3	Ajay Verma	90000	3.15
4	Alka Bajpai	30900	1.08
5	Amrit Kumar Agarwal HUF	30000	1.05
6	Anita Sangneria	48600	1.70
7	Arvind Srivastava	80000	2.80
8	Ashish Agarwal	30000	1.05
9	Atul Rastogi	73600	2.58
10	Atul Kumar Trivedi	78800	2.76
11	Epoch Synthetics Private Limited	29800	1.04
12	Gopal Saxena	56600	1.98
13	Hemant Rasiklal Kamodia	80000	2.80
14	J. U. D Trading Private Limited	140000	4.91
15	Jeetendra Singh	34650	1.21
16	Madhu Agarwal	60000	2.10
17	Manish Agarwal	30000	1.05
18	Mini Singh	30000	1.05
19	Nagendra Shukla	70000	2.45
20	Nextgen Entertainment Private Limited	140000	4.91
21	Niraj Jitendra Kumar Kamodia	60000	2.10
22	Rajendra Prasad Yadav	50000	1.75



23	Rakesh Kumar	50000	1.75
24	Ram Prakash Mishra	78760	2.76
25	Ramesh Vishwakarma	80000	2.80
26	Rashmi Tiwari	68000	2.38
27	Ritu Rastogi	88000	3.08
28	Sachin Kumar Verma	46000	1.61
29	Saurabh Verma	60000	2.10
31	Suresh Pandya	40000	1.40
32	Teena Agarwal	60000	2.10
33	Vineet Kumar Pandey	80200	2.81
34	Yamini Trivedi	56000	1.96
35	Yogainder Kumar Gupta	30000	1.05
<b>Total</b>		<b>2078910</b>	<b>72.84</b>






(1)(c) Statement showing holding of securities (including shares, warrants, convertible securities) belonging to the category "Public" and holding more than 5% of the total number of securities

Sr. No.	Name of the shareholder	Number of shares
1		

NIL







Shares as a percentage of total number of shares i.e., Grand Total (A)+(B)+(C) indicated in Statement at para (I)(a) above}

(ties)  
hares

**(I)(d) Statement showing details of locked-in shares**

Sr. No.	Name of the shareholder	Number of locked-in shares	Locked-in shares as a percentage of total number of shares {i.e., Grand Total (A)+(B)+(C) indicated in Statement at para (D)(a) above}
1	Sujay U Desai	5900	0.21
2	Sunil Verma	29400	1.03
TOTAL		35300	1.24



(11)(a) Statement showing details of Depository Receipts (DRs)

Sr. No.	Type of outstanding DR (ADRs, GDRs, SDRs, etc.)	Number of outstanding DRs	Number of shares underlying outstanding DRs	Shares underlying outstanding DRs as a percentage of total number of shares {i.e., Grand Total (A)+(B)+(C) indicated in Statement at para (1)(a) above}
1				0.00
2				0.00
3				0.00
4				0.00
5		Not-Applicable		
6				0.00
7				0.00
8				0.00
9				0.00
<b>TOTAL</b>		<b>0</b>	<b>0</b>	<b>0.00</b>



(11)(b) Statement showing holding of Depository Receipts (DRs), where underlying shares held by "promoter/promoter group" are in excess of 1% of the total number of shares

Sr. No.	Name of the DR Holder	Type of outstanding DR (ADRs, GDRs, SDRs, etc.)	Number of shares underlying outstanding DRs	Shares underlying outstanding DRs as a percentage of total number of shares {i.e., Grand Total (A)+(B)+(C) indicated in Statement at para (f)(a) above}
1				0.00
2				0.00
3				0.00
4				0.00
5	Not-Applicable			0.00
6				0.00
7				0.00
8				0.00
9				0.00
<b>TOTAL</b>			<b>0</b>	<b>0.00</b>

